

















8 200m Breaststroke Women Final

Official

Total

Rank	Competitor	Age	Club	RT	PTS	Result
1	 Adams Maia	21	 Pirates Swi...	0.70		2:35.38 Entry: 2:34.77 +0.61
	25m: 16.06		50m: 34.95 (18.89)			
	75m: 54.51 (19.56)		100m: 1:14.31 (19.80)			
	125m: 1:34.16 (19.85)		150m: 1:54.46 (20.30)			
	175m: 2:14.98 (20.52)		200m: 2:35.38 (20.40)			
2	 Franklin Pa...	17	 Central Ha...	0.67		2:41.58 Entry: 2:37.37 +4.21
	25m: 16.66		50m: 36.42 (19.76)			
	75m: 56.59 (20.17)		100m: 1:17.15 (20.56)			
	125m: 1:38.06 (20.91)		150m: 1:59.19 (21.13)			
	175m: 2:20.66 (21.47)		200m: 2:41.58 (20.92)			
3	 Fisher Jaim...	27	 Enterprise ...	0.78		2:51.96 Entry: 2:48.88 +3.08
	25m: 18.58		50m: 39.71 (21.13)			
	75m: 1:01.20 (21.49)		100m: 1:23.03 (21.83)			
	125m: 1:45.18 (22.15)		150m: 2:07.42 (22.24)			
	175m: 2:29.88 (22.46)		200m: 2:51.96 (22.08)			
4	 Latu Briana	17	 Enterprise ...	0.77		2:52.75 Entry: 2:53.80 -1.05
	25m: 17.67		50m: 38.55 (20.88)			
	75m: 1:00.08 (21.53)		100m: 1:22.02 (21.94)			
	125m: 1:44.55 (22.53)		150m: 2:07.04 (22.49)			
	175m: 2:30.14 (23.10)		200m: 2:52.75 (22.61)			
5	 Sasamoto ...	17	 Enterprise ...	0.55		2:52.91 Entry: 2:55.69 -2.78
	25m: 18.72		50m: 40.45 (21.73)			
	75m: 1:02.12 (21.67)		100m: 1:24.29 (22.17)			
	125m: 1:46.11 (21.82)		150m: 2:08.62 (22.51)			
	175m: 2:30.60 (21.98)		200m: 2:52.91 (22.31)			
6	 Kloeckener...	16	 Heretaunga...	0.71		2:57.86 Entry: 3:03.33 -5.47
	25m: 17.87		50m: 39.09 (21.22)			
	75m: 1:01.58 (22.49)		100m: 1:24.46 (22.88)			
	125m: 1:47.83 (23.37)		150m: 2:11.67 (23.84)			
	175m: 2:35.26 (23.59)		200m: 2:57.86 (22.60)			
7	 Blumfield S...	17	 Comet Swi...	0.62		2:57.93 Entry: 2:57.36 +0.57
	25m: 18.31		50m: 40.49 (22.18)			
	75m: 1:03.36 (22.87)		100m: 1:26.18 (22.82)			
	125m: 1:49.22 (23.04)		150m: 2:12.06 (22.84)			
	175m: 2:35.00 (22.94)		200m: 2:57.93 (22.93)			
8	 Robinson I...	15	 Pirates Swi...	0.75		2:59.94 Entry: 3:14.17 -14.23

25m: 17.99 50m: 38.94 (20.95)
 75m: 1:00.77 (21.83) 100m: 1:23.50 (22.73)
 125m: 1:47.21 (23.71) 150m: 2:11.33 (24.12)
 175m: 2:36.30 (24.97) 200m: 2:59.94 (23.64)

9



Carter Pho...

13



Ice Breaker... 0.64

3:00.64

Entry: 2:58.56 +2.08

25m: 19.11 50m: 41.99 (22.88)
 75m: 1:04.19 (22.20) 100m: 1:27.54 (23.35)
 125m: 1:50.17 (22.63) 150m: 2:13.63 (23.46)
 175m: 2:37.20 (23.57) 200m: 3:00.64 (23.44)

10



McCutcheo...

14



Central Ha... 0.55

3:02.23

Entry: 3:01.69 +0.54

25m: 18.77 50m: 41.41 (22.64)
 75m: 1:04.10 (22.69) 100m: 1:27.66 (23.56)
 125m: 1:51.29 (23.63) 150m: 2:15.02 (23.73)
 175m: 2:38.55 (23.53) 200m: 3:02.23 (23.68)

11



Whyte Tam...

14



Kiwi West A... 0.68

3:03.40

Entry: 3:03.31 +0.09

25m: 18.56 50m: 40.81 (22.25)
 75m: 1:04.72 (23.91) 100m: 1:28.42 (23.70)
 125m: 1:52.74 (24.32) 150m: 2:16.47 (23.73)
 175m: 2:40.81 (24.34) 200m: 3:03.40 (22.59)

12



Lawrence ...

15



Heretaunga... 0.74

3:04.39

Entry: 3:01.05 +3.34

25m: 19.32 50m: 41.90 (22.58)
 75m: 1:05.22 (23.32) 100m: 1:29.20 (23.98)
 125m: 1:53.20 (24.00) 150m: 2:17.36 (24.16)
 175m: 2:41.08 (23.72) 200m: 3:04.39 (23.31)

13



Elers Eva

12



Trojans Swi... 0.68

3:06.10

Entry: 3:06.44 -0.34

25m: 18.79 50m: 41.16 (22.37)
 75m: 1:04.99 (23.83) 100m: 1:29.38 (24.39)
 125m: 1:53.74 (24.36) 150m: 2:18.14 (24.40)
 175m: 2:42.22 (24.08) 200m: 3:06.10 (23.88)

14



Wishnowsk...

16



Heretaunga... 0.66

3:07.42

Entry: 3:06.75 +0.67

25m: 18.77 50m: 42.47 (23.70)
 75m: 1:04.66 (22.19) 100m: 1:28.80 (24.14)
 125m: 1:53.18 (24.38) 150m: 2:19.24 (26.06)
 175m: 2:43.04 (23.80) 200m: 3:07.42 (24.38)

15



Boucher Ta...

13



Trojans Swi... 0.60

3:14.98

Entry: 3:20.98 -6.00

25m: 19.47 50m: 43.65 (24.18)
 75m: 1:09.48 (25.83) 100m: 1:34.69 (25.21)
 125m: 2:00.28 (25.59) 150m: 2:24.89 (24.61)
 175m: 2:49.67 (24.78) 200m: 3:14.98 (25.31)

16



Renner Kate

14




Central Ha... 0.63



3:15.46

Entry: 3:24.33 -8.87

25m: 17.77 50m: 39.66 (21.89)
 75m: 1:03.59 (23.93) 100m: 1:28.42 (24.83)
 125m: 1:54.51 (26.09) 150m: 2:21.14 (26.63)
 175m: 2:47.39 (26.25) 200m: 3:15.46 (28.07)

17  Heberley M... 12  Heretaunga... 0.63 **3:19.83**
 Entry: 3:19.76 +0.07



25m: 20.90 50m: 45.61 (24.71)
 75m: 1:10.61 (25.00) 100m: 1:36.47 (25.86)
 125m: 2:02.35 (25.88) 150m: 2:28.52 (26.17)
 175m: 2:54.54 (26.02) 200m: 3:19.83 (25.29)

18  Campbell Ava 13  Heretaunga... 0.71 **3:23.08**
 Entry: 3:29.43 -6.35

25m: 19.77 50m: 44.32 (24.55)
 75m: 1:10.58 (26.26) 100m: 1:37.31 (26.73)
 125m: 2:04.10 (26.79) 150m: 2:30.98 (26.88)
 175m: 2:58.09 (27.11) 200m: 3:23.08 (24.99)

19  Johnson H... 13  Greendale ... 0.70 **3:23.40**
 Entry: 3:32.63 -9.23



25m: 19.48 50m: 43.98 (24.50)
 75m: 1:09.39 (25.41) 100m: 1:36.27 (26.88)
 125m: 2:03.05 (26.78) 150m: 2:30.04 (26.99)
 175m: 2:57.06 (27.02) 200m: 3:23.40 (26.34)

20  Holder Mae... 13  Trojans Swi... 0.76 **3:28.59**
 Entry: 3:31.66 -3.07

25m: 19.88 50m: 43.75 (23.87)
 75m: 1:09.77 (26.02) 100m: 1:37.27 (27.50)
 125m: 2:04.51 (27.24) 150m: 2:32.77 (28.26)
 175m: 3:01.03 (28.26) 200m: 3:28.59 (27.56)

21  Young Isla 13  Feilding Am... 0.88 **3:29.80**
 Entry: 3:40.53 -10.73



25m: 21.71 50m: 47.19 (25.48)
 75m: 1:13.79 (26.60) 100m: 1:40.86 (27.07)
 125m: 2:08.11 (27.25) 150m: 2:35.65 (27.54)
 175m: 3:03.01 (27.36) 200m: 3:29.80 (26.79)

22  Wilson-Win... 10  Whanganui... 0.52 **3:34.78**
 Entry: 3:40.81 -6.03

25m: 22.41 50m: 49.54 (27.13)
 75m: 1:16.92 (27.38) 100m: 1:44.81 (27.89)
 125m: 2:12.47 (27.66) 150m: 2:40.11 (27.64)
 175m: 3:07.61 (27.50) 200m: 3:34.78 (27.17)

23  Miller Charl... 10  Ice Breaker... 0.67 **3:53.35**
 Entry: 4:09.20 -15.85

25m: 23.70 50m: 52.66 (28.96)
 75m: 1:22.76 (30.10) 100m: 1:53.13 (30.37)
 125m: 2:23.28 (30.15) 150m: 2:53.65 (30.37)
 175m: 3:24.08 (30.43) 200m: 3:53.35 (29.27)

24  Timms Rylee 11  Napier Aqu... 0.78 **3:53.56**
 Entry: 4:01.24 -7.68

25m: 23.14	50m: 52.20 (29.06)
75m: 1:23.14 (30.94)	100m: 1:54.14 (31.00)
125m: 2:24.12 (29.98)	150m: 2:55.63 (31.51)
175m: 3:24.52 (28.89)	200m: 3:53.56 (29.04)

25



Svensson I...

10



Trojans Swi...

4:01.69

25m: 24.81	50m: 55.58 (30.77)
75m: 1:27.44 (31.86)	100m: 1:57.74 (30.30)
125m: 2:29.38 (31.64)	150m: 3:02.00 (32.62)
175m: 3:32.47 (30.47)	200m: 4:01.69 (29.22)

26



Harker Maja

11



Central Ha...

4:14.69

Entry: 4:20.15 -5.46

25m: 26.52	50m: 58.19 (31.67)
75m: 1:31.09 (32.90)	100m: 2:04.57 (33.48)
125m: 2:38.14 (33.57)	150m: 3:11.08 (32.94)
175m: 3:42.88 (31.80)	200m: 4:14.69 (31.81)